

Fuze



Accreditations



Product guarantee



Designed & manufactured

Styles



Straight



Back-to-back

About

Increasingly, businesses are moving away from dedicated single employee workspaces, towards more flexible working environments, and bench desk systems are the ideal solution for high density open plan workplaces. Fuze bench desks blend the best of European design with the highest workmanship standards to span a wide range of applications and support the most creative of workspaces.



Bench desk system with shared, recessed legs for runs of desks

Solid oak legs with sleek, curved lines for a contemporary look

White steel framework for enhanced strength and stability

Scalloped cut outs in the 25mm desktops allowing cables to pass through

Cable tray and vertical risers to ensure complete cable control

Frames



Oak legs & White metal frame


Wood Finishes



Grey Oak (GO)



Oak (O)



White (WH)



White/Oak (WO)

Single Desks



CODE	W	D	H	RRP
FZ128	1200	800	725	£794
FZ148	1400	800	725	£830
FZ168	1600	800	725	£861



- Single straight desks 800mm deep with scalloped cutouts in the desktops
- Solid oak leg frame provides a stylish twist on bench desking with a steel frame

Back-to-Back Desks



CODE	W	D	H	RRP
FZ1216	1200	1600	725	£963
FZ1416	1400	1600	725	£1027
FZ1616	1600	1600	725	£1060



- Two straight 800mm deep desks back-to-back with scalloped cutouts in the desktops
- Solid oak leg frame provides a stylish twist on bench desking with a steel frame

Double Back-to-Back Desks



CODE	W	D	H	RRP
FZ2416	2400	1600	725	£1524
FZ2816	2800	1600	725	£1655
FZ3216	3200	1600	725	£1721



- Four straight 800mm deep desks in a double back-to-back bench desk configuration
- Solid oak legs are shared between desk clusters with a recessed centre leg support

Triple Back-to-Back Desks



CODE	W	D	H	RRP
FZ3616	3600	1600	725	£2084
FZ4216	4200	1600	725	£2282
FZ4816	4800	1600	725	£2379



- Six straight 800mm deep desks in a triple back-to-back bench desk configuration
- Solid oak legs are shared between desk clusters with 2 recessed centre leg supports



White (WH)



Grey Oak (GO)



Oak (O)



White (WH)



White/Oak (WO)

Please add frame finish followed by desktop finish when ordering eg. **FZ168** with White frame in Grey Oak = **FZ168-WH-GO**

Back-to-Back Starter Units



CODE	W	D	H	RRP
FZ1216-SB	1200	1600	725	£963
FZ1416-SB	1400	1600	725	£1027
FZ1616-SB	1600	1600	725	£1060

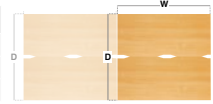


- Two straight 800mm deep desk starter units back-to-back with scalloped cutouts
- Extend into a modular bench desk system with back-to-back desk add-on units

Back-to-Back Add-on Units



CODE	W	D	H	RRP
FZ1216-AB	1200	1600	725	£565
FZ1416-AB	1400	1600	725	£630
FZ1616-AB	1600	1600	725	£664



- Two straight 800mm deep desk add-on units back-to-back with scalloped cutouts
- Recessed solid oak leg is positioned in the centre of the desks

Start simple Then Fuze together!

Offering choice is essential when creating a space for an agile workforce, and Fuze's stylish design and versatile components help you to do more with less.

The flexibility of bench desking allows for easy reconfiguration and expansion of the work area as one project is completed and a new team moves into the space.



Cable trays

Central drop down cable trays for easy cable management

Mass cable riser

Manages all the cables from the desk to the floor

Inset leg

Provides improved leg room as the recessed leg is positioned in the centre of the desks

Modern framework

Solid oak legs and steel framework for enhanced strength and stability



Start & Add

Each bench desk configuration starts with a starter unit – which can be back-to-back desks, double back-to-back desks, or triple back-to-back desks. Choose your starter unit width, depth and colour

Then simply add your add-on units.



White (WH)



Grey Oak (GO)



Oak (O)



White (WH)



White/Oak (WO)

Please add frame finish followed by desktop finish when ordering eg. **FZ1616-SB** with White frame in Grey Oak = **FZ1616-SB-WH-GO**

Single Desk Cable Tray

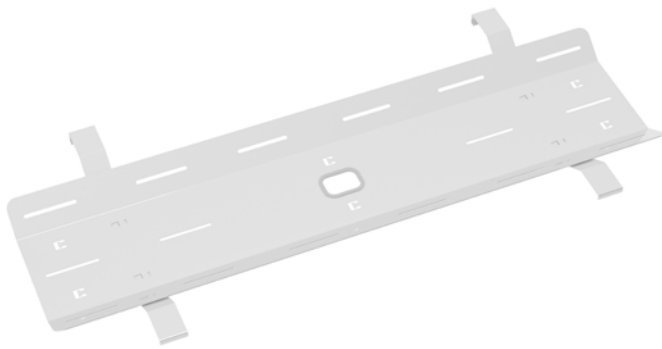


CODE	W	D	H	RRP
ED12SCT	1000	100	60	£77
ED14SCT	1200	100	60	£87
ED16SCT	1400	100	60	£129

- Cable management tray to use on single straight desks
- Positioned under the desk so cables are out of the way but easily accessible



Central Drop Down Cable Tray & Bracket




CODE	W	D	H	RRP
ED12DCT	1000	320	60	£137
ED14DCT	1200	320	60	£145
ED16DCT	1400	320	60	£151

- Shared cable tray which sits central to two back-to-back desks
- Cables can run between two trays for effective cable management & drops down



Mass Vertical Cable Riser



CODE	W	D	H	RRP
FZCR	188-570	80	520	£122

- Fits between recessed centre leg supports to allow cables to rise from the floor
- Front panel can be removed quickly and easily to gain access to wires



White (WH)

Please add metal finish when ordering eg. **ED16SCT** in White = **ED16SCT-WH**

FUZE

BENCH DESKING ON A LONG FUZE



FUZE

“Stylish, solid oak leg frames”